



DOORSLIJPMACHINE

QCUT 500 A

The Qcut 500 A is the powerhouse of the large cut-off machine family. Equipped with a highly dynamic axis drive and automatic travel cut/chop cut functions, the system cuts large components with exceptional precision, minimal contact, and outstanding speed.

- | Fast, powerful cuts: The highly dynamic axis drive allows rapid traverses of up to 80 mm/s and greatly reduces cutting time
- | Versatile applications: Cutting of particularly long samples is easily possible thanks to side openings on both sides
- | Multi-Position Process (MPP): Simultaneous positioning and automatic cutting of different components on the machine table



DOORSLIJPMACHINE QCUT 500 A
SUPERIORITY IN DETAIL

1. Ergonomic control panel

- | Large 12.1" industrial touchscreen with intuitive QATM software
- | Quick setup, control of all axes with joystick

2. Robust machine body

- | Sturdy powder-coated aluminum construction
- | Integrable recirculating cooling unit
- | Automatic central lubrication of the axes

3. Large machine table

- | Made of stainless steel with integrated longitudinal and cross T-slots
- | Secure clamping of complex workpiece shapes using the T-slot table or Easy clamping system

4. Large cutting chamber

- | Large sliding door provides easy access and visibility
- | Side swing door for convenient access to cutting chamber
- | Side openings on the right and left for long samples
- | Break-resistant LED interior lighting

5. Optimized swivel arm

- | Highly efficient cooling system
- | Increased cutting capacity thanks to parallel guided cut-off wheel guard
- | Laser alignment aid for easy workpiece positioning



DOORSLIJPMACHINE QCUT 500 A

KENMERKEN



STAINLESS STEEL MACHINE TABLE

Spacious machine table enables precise work even under heavy loads.

| Integrated T-slots for the Easy clamping




LASER ALIGNMENT

Optional laser alignment projects the cutting line directly onto the workpiece, enabling precise positioning and exact



ROBUST MACHINE WITH LARGE CUTTING CHAMBER

Robust, powder-coated aluminum machine body features a large sliding door with scratch-resistant



PRECISION CROSS FEED

De in de tafel geïntegreerde Z-as zorgt voor een constante snijhoogte, terwijl de automatische dwarsvoeding met

system for quick mounting of clamping tools

- | Efficient and reliable fixation of complex geometries using clamping devices
- | Load capacity up to 120 kg (including clamping devices)

cut placement.


- | Easy positioning of workpieces
- | Precise clamping without much effort

laminated safety glass and convenient side access door.

- | Machine body with integrable recirculating cooling unit and automatic central lubrication
- | Large cutting chamber access with safety interlock — doors open only when cut-off wheel is stationary
- | Side openings on the right and left for long samples

seriële snijfunctie nauwkeurige parallele sneden levert.

- | Simple and intuitive serial cutting
- | The multi-position process (MPP) allows more complex serial cutting to be carried out



ROTATION TOOL

The optional rotation tool features a vertical rotary feed parallel to the wheel with software-controlled angle input.

- | More uniform cutting surfaces and cutting quality
- | Cutting time is halved for rotationally symmetrical parts
- | Protects against cut-

INTUITIVE AND EASY OPERATION

Large 12.1" industrial touchscreen with intuitive QATM user software and joystick.

- | Easily manage process parameters and create customer-specific maintenance tasks (200 user programs can be saved)
- | Parameters such as

PULSED CUTTING

For thick and difficult-to-cut materials, the adjustable automatic pulsed cutting provides gentle sectioning with optimal cooling of the cut interface.

- | Enhanced cutting results for larger components
- | Superior cooling of contact surfaces

CUTTING FORCE DEPENDENT FEED CONTROL (X- AND Y- AXIS)

The feed rate automatically decreases when cutting force reaches a preset limit, protecting the machine, sample, and clamping tools from overloading.

- | Time savings thanks to variable feed rate

DOORSLIJPMACHINE QCUT 500 A

TOEBEHOREN



RECIRCULATION COOLING UNIT

Compact, integrable cooling system for standard applications.

- | Can be integrated into the housing and extended
- | Multi-chamber filtration
- | Inlet sieve with filter bag (see consumables)



BELT FILTER SYSTEM

Large cooling and filter system for continuous operation, e.g. in serial applications.

- | Tank size: 285 l
- | Filtering capacity: 100 l/min (referring emulsion)
- | Pump capacity: 100 l/min



CENTRIFUGAL SEPARATOR

Work safety: Working environment with improved air quality.

- | Removes coolant mist
- | Purifies the air and increases visibility
- | Exhaust power 452 or 500 m³/h depending on voltage

PERFECT CUTTING - CUT-OFF WHEELS FROM QATM

Cutting is more reliable, safe and efficient when processed with the right ingredients: knowledge, care and the right choice of consumables and instruments. The Qprep range includes specially developed cut-off wheels for a wide variety of materials and requirements.


- | Low thermal influence on the specimen during the cutting process
- | Wet abrasive cutting achieves very fine surface finishes after cutting
- | Optimal cutting shortens the further preparation process



SNEL, KRACHTIG, FLEXIBEL - KLEMSYSTEMEN VAN QTOOLS

Onze innovatieve klemsystemen worden gebruikt om werkstukken veilig en nauwkeurig vast te klemmen om exact door te slijpen of te polijsten. Er is een uitgebreid pakket aan verschillende klemsystemen beschikbaar, die ontworpen werden voor specifieke toepassingen en werkstuk-afmetingen.

- | Suitable for regular and irregularly shaped samples
- | Fast, repeat-accurate clamping of regularly shaped samples
- | Large range of different clamping tools and systems available



DOORSLIJPMACHINE QCUT 500 A
TECHNISCHE GEGEVENS



KENMERKEN

Doorslijpschijf	up to \varnothing 508 mm/20"
Max. cutting capacity	\varnothing 190 mm
Feed rate	0.001 - 50 mm/sec
Afmeting flens voor slijpschijf	\varnothing 32/40 mm
X-as automatisch	420 mm
Y-as automatisch	280 mm
Z-axis automatic (option)	200 mm
Precisie Z-as	0.1 mm
Table with Z-axis WxD	550 x 500 mm, stainless
Table without Z-axis WxD	700 x 500 mm, stainless
T-slot	12 mm
Snelheid	variable 1000-2800 /1000-2400 rpm
Aansluitvermogen	30 kVA

Vermogen aanrijving (hoofdaandrijving)	15 kW, SI operation
B x H x D	1300 x 1820 x 1250 mm
Gewicht	~ 1000 kg (depends on equipment)

www.qatm.com/qcut-500-a

BESTELGEGEVENS

BASIS UITRUSTING

MACHINE (ALLE POSITIES NOODZAKELIJK)

M1832000  Qcut 500 A (Brillant 275) Base machine

STROOMVOORZIENING (1 ITEM NOODZAKELIJK)

A1832000 Qcut 500 A power supply 400V/50Hz (3Ph/N/PE)

A1832002 Qcut 500 A power supply 480V/60Hz (3Ph/PE)

WHEEL GUARD (1 ITEM REQUIRED)

A1832001 Qcut 500 A wheel guard 432mm 17"

A1832010 Qcut 500 A wheel guard 508mm 20"

CROSS FEED (1 ITEM REQUIRED)

A1832008 Qcut 500 A table with X-axis

A1832011 Qcut 500 A table with X/Z-axis

RECIRCULATION SYSTEM (1 ITEM REQUIRED)

A1832005  Qcut 500 A recirculation system 400V/50Hz (3Ph/PE)

A1832006  Qcut 500 A recirculation system 480V/60Hz (3Ph/PE)


A6501000  Belt filter 285 400V/50Hz (3Ph/PE)

A6501002  Belt filter 285 480V/60Hz (3Ph/PE)

Z6501000 Connection set belt filter 285

OPTIONS (TO BE ORDERED WITH MACHINE)

A1832004 Qcut 500 A laser alignment aid

A1832007  Qcut 500 A centrifugal separator 400V 50Hz (3Ph/PE)

A1832009  Qcut 500 A centrifugal separator 480V 60Hz (3Ph/PE)

PRECISION CLAMPING DEVICES, CLAMPING_DEVICES, PRECISION_CLAMPING_DEVICES

Z1870063 Reduction ring Ø 30 mm, Clamping_devices, Precision_clamping_devices

Z1870069 Manual chuck Ø 44 mm, Clamping_devices, Precision_clamping_devices

QUICK CLAMPING TOOLS, CLAMPING_DEVICES

QTOOL 80, CLAMPING_DEVICES, QTOOL_SERIES

Z2231203 Qtool 80 - 100mm, Clamping_devices, Qtool_series

Z2231204 Qtool 80 - 150mm, Clamping_devices, Qtool_series

02231243 Clamping jaw 40 mm, Clamping_devices, Qtool_series

Z2231215 Clamping jaws 70 mm, Clamping_devices, Qtool_series

02231245 Clamping jaw 40 mm bevelled, Clamping_devices, Qtool_series

02231246 Clamping jaw 40 mm cross prism, Clamping_devices, Qtool_series

Z2231216 Clamping jaws 70 mm slotted, Clamping_devices, Qtool_series

Z2231217 Clamping jaws 70 mm slotted prism, Clamping_devices, Qtool_series

QTOOL 80 VARIO, CLAMPING_DEVICES, QTOOL_SERIES

Z2231200 Qtool 80 Vario - 100 mm, Clamping_devices, Qtool_series

Z2231201 Qtool 80 Vario - 150 mm, Clamping_devices, Qtool_series

Z2231202 Qtool 80 Vario - 250 mm, Clamping_devices, Qtool_series

Z2231210 Workpiece stop, Clamping_devices, Qtool_series

02231200 Clamping jaw, 40 mm - for Qtool 80 Vario, Clamping_devices, Qtool_series

Z2231211 Clamping jaws, 70 mm, Clamping_devices, Qtool_series

02231213 Prism jaw, 40 mm, Clamping_devices, Qtool_series

02231229 Bevelled jaw, 40 mm, Clamping_devices, Qtool_series

02231230 Cross prism jaw, 40 mm, Clamping_devices, Qtool_series

Z2231212 Round bar jaws, 70 mm slotted, Clamping_devices, Qtool_series

Z2231213 Prism jaws, 70 mm slotted, Clamping_devices, Qtool_series

Z2231214 Clamping jaws, 70 mm slotted, Clamping_devices, Qtool_series

POWER CLAMPING SYSTEMS, CLAMPING_DEVICES, POWER_CLAMPING_SYSTEMS

POWER CLAMPING SYSTEM 100-540, CLAMPING_DEVICES, POWER_CLAMPING_SYSTEMS

Z2234016 Power clamping system 100-540, Clamping_devices, Power_clamping_systems

Z2234018 Prism clamping jaw, Clamping_devices, Power_clamping_systems

Z2234017 Clamping jaw flat, Clamping_devices, Power_clamping_systems

Z2234019 Angular drive, Clamping_devices, Power_clamping_systems

POWER CLAMPING SYSTEM LC 90, CLAMPING_DEVICES, POWER_CLAMPING_SYSTEMS

Z2234001 Power clamping system LC 90, Clamping_devices, Power_clamping_systems

Z2234003 Carrier jaws LC 90, Clamping_devices, Power_clamping_systems

Z2234004 V-groove jaw 100, Clamping_devices, Power_clamping_systems

Z2234005 Clamping jaw flat, Clamping_devices, Power_clamping_systems

Z2234009 Quick-change adapter, Clamping_devices, Power_clamping_systems

Z2234008 Step jaw 100, Clamping_devices, Power_clamping_systems

Z2234002 Clamping system X-Clamp 100, Clamping_devices, Power_clamping_systems

Z2234006 Socket 90°, Clamping_devices, Power_clamping_systems

EASY-CLAMPING PLATES, CLAMPING_DEVICES, EASY_CLAMPING_PLATES

CLAMPING ACCESSORIES FOR ROTATING, SWIVELING AND SPECIAL APPLICATIONS, CLAMPING_DEVICES, CLAMPING_ACCESSORIES_SPECIALS

Z1304636 Expansion clamping device, Clamping_devices, Clamping_accessories_specials

Z1340000 Cross vice 80 - 100, Clamping_devices, Clamping_accessories_specials



Z1340001 Cross vice 80 - 150, Clamping_devices, Clamping_accessories_specials

ANGLE AND ROTATING VICES, CLAMPING_DEVICES, CLAMPING_ACCESSORIES_SPECIALS

Z1304001 Angle vice 60, Clamping_devices, Clamping_accessories_specials

01304008 Prism jaw angle vice 60, Clamping_devices, Clamping_accessories_specials

Z1302000 Angle vice 80, Clamping_devices, Clamping_accessories_specials

01302016 Prism jaw angle vice 80, Clamping_devices, Clamping_accessories_specials

ROTATING DEVICES, CLAMPING_DEVICES, ROTATION_DEVICES

Z1870059 Rotation device type RD1, Clamping_devices, Rotation_devices

Z1891001 Rotation device type RD2.1, Clamping_devices, Rotation_devices

UNIVERSAL VICES AND ACCESSORIES, CLAMPING_DEVICES, UNIVERSAL_VICES_AND_ACCESSORIES


Z1350025 Clamping rail, Clamping_devices, Universal_vices_and_accessories


01350022 Prism 120°, Clamping_devices, Universal_vices_and_accessories


01350023 Prism slim, Clamping_devices, Universal_vices_and_accessories

01350024 Prism 90°, Clamping_devices, Universal_vices_and_accessories

01350025 Prism 90° high, Clamping_devices, Universal_vices_and_accessories

Z1350002  Universal vice Mono 6l, Clamping_devices, Universal_vices_and_accessories

Z1350004  Suitcase set universal vice Mono 6l, Clamping_devices, Universal_vices_and_accessories

Z1350011  Universal vice Mono 132, Clamping_devices, Universal_vices_and_accessories

Z1350005 Universal vice Duo, Clamping_devices, Universal_vices_and_accessories

Z1350006 Chain vice set, Clamping_devices, Universal_vices_and_accessories

92005796 Longitudinal v-shoe, Clamping_devices, Universal_vices_and_accessories

92005797 Traverse v-shoe, Clamping_devices, Universal_vices_and_accessories

92005799 Longitudinal bridge, Clamping_devices, Universal_vices_and_accessories

92005800 Traverse bridge, Clamping_devices, Universal_vices_and_accessories

92005798	Standard clamping shoe, Clamping_devices, Universal_vices_and_accessories
Z1350007	Height adapter 60mm Piccolo, Clamping_devices, Universal_vices_and_accessories
Z1350003	Height adapter 74mm Mono, Clamping_devices, Universal_vices_and_accessories
95003172	Clamping arm extension Piccolo 54 and Mono 61, Clamping_devices, Universal_vices_and_accessories
Z1304591	Fixing screw M6 x 25, Clamping_devices, Universal_vices_and_accessories
95003169	Fixing screw Piccolo M8 x 25, Clamping_devices, Universal_vices_and_accessories
95003170	Fixing screw Piccolo M10 x 25, Clamping_devices, Universal_vices_and_accessories
95003168	Fixing screw Mono M10 x 32, Clamping_devices, Universal_vices_and_accessories
91001157	T-slot nut - stainless M6 x 8, Clamping_devices, Universal_vices_and_accessories
91001161	T-slot nut - stainless M8 x 10, Clamping_devices, Universal_vices_and_accessories
91001159	T-slot nut - stainless M8 x 12, Clamping_devices, Universal_vices_and_accessories
91001158	T-slot nut - stainless M10 x 12, Clamping_devices, Universal_vices_and_accessories