



切断ロボット

QCUT 600 BOT

切断ロボット QCUT 600 BOT

SUPERIORITY IN DETAIL

1. Ergonomic control panel

- | Large 12.1" industrial touchscreen with intuitive QATM software
- | Quick setup, control of all axes with two joysticks
- | The sliding control panel enables unobstructed working conditions

2. Robust machine body

- | Sturdy powder-coated steel construction
- | Integrable recirculating cooling unit
- | Automatic central lubrication of the axes

3. Large round machine table

- | Made of stainless steel with integrated longitudinal and cross T-slots

5. Optimized swivel arm

- | Highly efficient cooling system
- | Increased cutting capacity thanks to parallel guided cut-off wheel guard
- | Laser alignment aid for easy workpiece positioning

6. Rotation axis, B-axis

- | Rotation range 360°, with combined C-axis 200°
- | Positioning accuracy: $\pm 0.1^\circ$

7. Optional rotation axis, C-axis

- | Rotation range: max. 360°
- | Removable modular rotation axis
- | Clamping capabilities can be expanded with a lathe chuck or other clamping devices



フリーアクセス

大型サンプル用

大型の部品は、広いスライドドアを介してフォークリフトやクレーンで直接置くことができます。



切断ロボット QCUT 600 BOT

IN 5 DIMENSIONS, SECTIONING THE SMALL FROM THE LARGE

With the patented 5-axis technology, workpieces can be cut at any angle precisely, repeatably, quickly, and easily. All axes are finely adjustable and remain vibration-free during the cut-off process – precise work is easier than ever. The positioning capabilities/movement of the various axes in combination with the clamping systems enables precise cutting of the workpiece without time-consuming re-clamping of the workpiece. All necessary cut-offs can be performed sequentially and automatically – even with large workpieces.

1. Y-AXIS (Chop cut)

- | Cutting range: 360 mm, automatic
- | Rapid traverse up to 80 mm/s.

2. Z-AXIS (Cross feed)

- | Travel: 550 mm, automatic
- | Cross feed for precise parallel cuts in series

3. B-AXIS (Rotation axis)

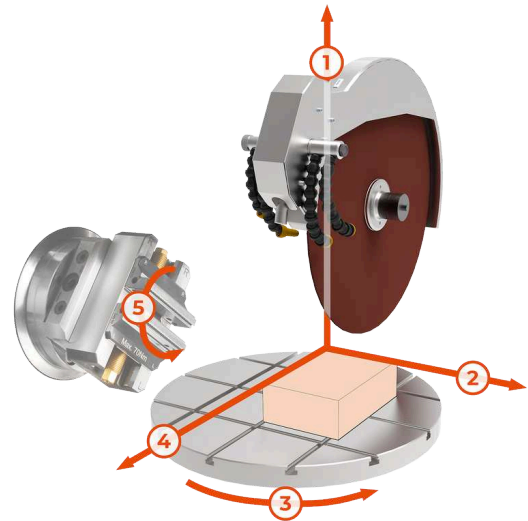
- | Rotation range: max. 360°, with combined C-axis 200°, automatic
- | Positioning accuracy: $\pm 0.1^\circ$

4. X-AXIS (Travel cut)

- | Cutting range: 550 mm, automatic
- | Rapid traverse up to 80 mm/s.

5. C-AXIS (Rotation axis)

- | Rotation range: max. 360°, automatic
- | Removeable modular rotation axis



切断ロボット QCUT 600 BOT

特長



STAINLESS STEEL ROTARY TABLE

Spacious rotary table (∅ 600 mm) enables precise work even under heavy loads.

- | Rotation of the machine table (max. 360°) eliminates the need for time-consuming re-clamping of workpieces
- | Can be expanded with a modular adaptable rotation axis (C-axis)
- | Integrated T-slots for the Easy clamping system for quick mounting of clamping tools



AUTOMATIC CUT-OFF WHEEL MEASUREMENT

Dynamic cut-off wheel measurement leads to reproducible cutting results with consistent quality.


- | Automatic monitoring of the current cut-off wheel diameter
- | Adjustment of cutting parameters after each cut
- | Enables consistent cutting speed and cutting depth



ROBUST MACHINE WITH LARGE CUTTING CHAMBER

Robust, powder-coated steel machine body with large sliding door made of scratch-resistant laminated safety glass and large side door.

- | Machine body with integrable recirculating cooling unit and automatic central lubrication
- | Optimal access to the large cutting chamber with safety interlock that prevents door opening when the cut-off wheel is operating
- | Large side door for easy cut-off wheel replacement



CUTTING OPTIMIZATION

To optimize the cutting quality, the machine automatically detects local material characteristics, such as hardened areas.

- | Cutting force-dependent feed control
- | Cut detection: When starting a new cut, the workpiece is automatically detected and approached at reduced speed
- | Parallel-guided cut-off wheel guard increases the cutting capacity of the cut-off wheel during chop cuts



POWERFUL CUT-OFF WHEEL DRIVE

Precise swivel arm guidance and cut-off wheel cooling.


- | Water-cooled main drive with 15 kW drive power
- | Optimal cooling thanks to flexibly adjustable cooling hoses
- | Parallel guided cut-off wheel guard for increased cutting capacity when making cross cuts



INTUITIVE AND EASY OPERATION

Large 12.1" industrial touchscreen with intuitive QATM user software, joysticks, and emergency stop switch.

- | The teach function enables user-friendly programming of cutting positions by manually positioning the machine at each desired location
- | Simultaneous positioning and automatic cutting of different workpieces without re-clamping (Multi-Position Process MPP)



CLEVER DESIGN

Easy cut-off wheel replacement and simple clamping allow you to focus on cutting.

- | Laser alignment for easy workpiece positioning
- | Power clamping nut: easy clamping and loosening of the cut-off wheel



MAXIMUM EASE OF USE

The control panel is movable and can be freely positioned for ergonomic operation during setup and operation of the machine.

- | Programming in close proximity to the workpiece
- | During series operation, the control panel can be moved to the side

切断ロボット QCUT 600 BOT

アクセサリ



循環冷却ユニット



BELT FILTER SYSTEM



CENTRIFUGAL

Compact, integrable cooling system for standard applications.

- | Can be integrated into the housing and extended
- | Multi-chamber filtration
- | Inlet sieve with filter bag (see consumables)

Large cooling and filter system for continuous operation, e.g. in serial applications.

- | Tank size: 285 l
- | Filtering capacity: 100 l/min (referring emulsion)
- | Pump capacity: 100 l/min

SEPARATOR

Work safety: Working environment with improved air quality.

- | Removes coolant mist
- | Purifies the air and increases visibility
- | Exhaust power 452 or 500 m³/h depending on voltage

パーフェクトカット - QPREPの消耗品

加工要件（知識、慎重な加工、消耗品と機器の正しい選択）を充足することで、信頼性、安全性、効率性の高い切断が実現します。The Qprep range includes specially developed cut-off wheels for a wide variety of materials and requirements.


- | Low thermal influence on the specimen during the cutting process
- | Wet abrasive cutting achieves very fine surface finishes after cutting
- | Optimal cutting shortens the further preparation process



高速、パワフル、フレキシブル - QTOOLSのクランプ装置

当社の革新的なクランプ装置は、ワークを確実にかつ正確にクランプし、正確な切断・研磨加工を実現します。特定の用途やワークサイズに合わせて開発された様々なクランプ装置があります。

- | Suitable for regular and irregularly shaped samples
- | Fast, repeat-accurate clamping of regularly shaped samples
- | Large range of different clamping tools and systems available



切断ロボット QCUT 600 BOT

製品仕様







4軸 (X/Y/Z/B) または5軸 (X/Y/Z/B/C) で構成可能

www.qatm.com/qcut-600-bot

注文データ

ベース機械



機械 (すべて必要なアイテム)

M1831001		Qcut 600 BOT (4-axis) base machine 400V 50Hz (3Ph/N/PE)
M1831003		Qcut 600 BOT (5-axis) base machine 400V 50Hz (3Ph/N/PE)
M1831002		Qcut 600 BOT (4-axis) base machine 480V 60Hz (3Ph/PE)
M1831004		Qcut 600 BOT (5-axis) base machine 480V 60Hz (3Ph/PE)


ホイール?ガード (1アイテム選択)

A1831001	Wheel guard 500mm
A1831010	Wheel guard 600mm

循環冷却システム (1アイテム選択)

A1831005		Recirculation cooling system 400V 50Hz (3Ph/PE)
A1831006		Rrecirculation cooling system 480V 60Hz (3Ph/PE)
A6501000		Belt filter 285 400V 50Hz (3Ph/PE)
A6501002		Belt filter 285 480V 60Hz (3Ph/PE)
Z6501007		ベルト?フィルター 285 接続セット

オプション (機械と共に選択)

A1831004		Laser alignment aid
A1831007		Centrifugal separator 400V 50Hz (3Ph/PE)
A1831009		Centrifugal separator 480V 60Hz (3Ph/PE)

PRECISION CLAMPING DEVICES, CLAMPING_DEVICES, PRECISION_CLAMPING_DEVICES

Z1870063	リダクション?リング Ø30mm, Clamping_devices, Precision_clamping_devices
Z1870069	マニュアル?チャック Ø44mm, Clamping_devices, Precision_clamping_devices

QUICK CLAMPING TOOLS, CLAMPING_DEVICES

QTOOL 80, CLAMPING_DEVICES, QTOOL_SERIES

Z2231203	Qtool 80 - 100mm, Clamping_devices, Qtool_series
Z2231204	Qtool 80 - 150mm, Clamping_devices, Qtool_series
02231243	Clamping jaw 40 mm, Clamping_devices, Qtool_series
Z2231215	Clamping jaws 70 mm, Clamping_devices, Qtool_series
02231245	Clamping jaw 40 mm bevelled, Clamping_devices, Qtool_series
02231246	Clamping jaw 40 mm cross prism, Clamping_devices, Qtool_series
Z2231216	Clamping jaws 70 mm slotted, Clamping_devices, Qtool_series
Z2231217	Clamping jaws 70 mm slotted prism, Clamping_devices, Qtool_series

QTOOL 80 VARIO, CLAMPING_DEVICES, QTOOL_SERIES

Z2231200	Qtool 80 Vario - 100 mm, Clamping_devices, Qtool_series
Z2231201	Qtool 80 Vario - 150 mm, Clamping_devices, Qtool_series
Z2231202	Qtool 80 Vario - 250 mm, Clamping_devices, Qtool_series
Z2231210	サンプル?ストップ, Clamping_devices, Qtool_series
02231200	Clamping jaw, 40 mm - for Qtool 80 Vario, Clamping_devices, Qtool_series
Z2231211	Clamping jaws, 70 mm, Clamping_devices, Qtool_series
02231213	プリズム?ジョー 40mm, Clamping_devices, Qtool_series
02231229	面取りジョー 40mm, Clamping_devices, Qtool_series
02231230	クロス?プリズム?ジョー 40mm, Clamping_devices, Qtool_series
Z2231212	Round bar jaws, 70 mm slotted, Clamping_devices, Qtool_series
Z2231213	Prism jaws, 70 mm slotted, Clamping_devices, Qtool_series
Z2231214	Clamping jaws, 70 mm slotted, Clamping_devices, Qtool_series

POWER CLAMPING SYSTEMS, CLAMPING_DEVICES, POWER_CLAMPING_SYSTEMS

POWER CLAMPING SYSTEM 100-540, CLAMPING_DEVICES, POWER_CLAMPING_SYSTEMS

Z2234016	Power clamping system 100-540, Clamping_devices, Power_clamping_systems
Z2234018	Prism clamping jaw, Clamping_devices, Power_clamping_systems
Z2234017	Clamping jaw flat, Clamping_devices, Power_clamping_systems
Z2234019	Angular drive, Clamping_devices, Power_clamping_systems

POWER CLAMPING SYSTEM LC 90, CLAMPING_DEVICES, POWER_CLAMPING_SYSTEMS

Z2234001	Power clamping system LC 90, Clamping_devices, Power_clamping_systems
Z2234003	Carrier jaws LC 90, Clamping_devices, Power_clamping_systems
Z2234004	V-groove jaw 100, Clamping_devices, Power_clamping_systems
Z2234005	Clamping jaw flat, Clamping_devices, Power_clamping_systems
Z2234009	Quick-change adapter, Clamping_devices, Power_clamping_systems
Z2234008	Step jaw 100, Clamping_devices, Power_clamping_systems
Z2234002	Clamping system X-Clamp 100, Clamping_devices, Power_clamping_systems
Z2234006	Socket 90°, Clamping_devices, Power_clamping_systems

イージー?クランピング?プレート, CLAMPING_DEVICES, EASY_CLAMPING_PLATES

CLAMPING ACCESSORIES FOR ROTATING, SWIVELING AND SPECIAL APPLICATIONS, CLAMPING_DEVICES, CLAMPING_ACCESSORIES_SPECIALS

Z1304636	Expansion clamping device, Clamping_devices, Clamping_accessories_specials
Z1340000	 クロス?バイス 80-100, Clamping_devices, Clamping_accessories_specials
Z1340001	クロス?バイス 80-150, Clamping_devices, Clamping_accessories_specials




角度?回転バイス, CLAMPING_DEVICES, CLAMPING_ACCESSORIES_SPECIALS

Z1304001	アングル?バース 60, Clamping_devices, Clamping_accessories_specials
01304008	プリズム?ジョー アングル?バース 60, Clamping_devices, Clamping_accessories_specials
Z1302000	アングル?バース 80, Clamping_devices, Clamping_accessories_specials
01302016	プリズム?ジョー アングル?バース 80, Clamping_devices, Clamping_accessories_specials

ROTATIG DEVICES, CLAMPING_DEVICES, ROTATION_DEVICES

Z1870059	Rotation device type RD1, Clamping_devices, Rotation_devices
Z1891001	Rotation device type RD2.1, Clamping_devices, Rotation_devices

汎用バースとアクセサリ, CLAMPING_DEVICES, UNIVERSAL_VICES_AND_ACCESSORIES

Z1350025	Clamping rail, Clamping_devices, Universal_vices_and_accessories
01350022	Prism 120°, Clamping_devices, Universal_vices_and_accessories
01350023	Prism slim, Clamping_devices, Universal_vices_and_accessories
01350024	Prism 90°, Clamping_devices, Universal_vices_and_accessories
01350025	Prism 90° high, Clamping_devices, Universal_vices_and_accessories
Z1350002	 ユニバーサル?バース モノ 61, Clamping_devices, Universal_vices_and_accessories
Z1350004	 ユニバーサル?バース モノ 61 ツールケース?セット, Clamping_devices, Universal_vices_and_accessories
Z1350011	 ユニバーサル?バース モノ 132, Clamping_devices, Universal_vices_and_accessories
Z1350005	ユニバーサル?バース デュオ, Clamping_devices, Universal_vices_and_accessories
Z1350006	チェーン?バース?セット, Clamping_devices, Universal_vices_and_accessories
92005796	縦押さえVシュー, Clamping_devices, Universal_vices_and_accessories
92005797	横長Vシュー, Clamping_devices, Universal_vices_and_accessories
92005799	縦長ブリッジ, Clamping_devices, Universal_vices_and_accessories
92005800	横長ブリッジ, Clamping_devices, Universal_vices_and_accessories
92005798	標準クランプ?シュー, Clamping_devices, Universal_vices_and_accessories
Z1350007	ピッコロ高さアダプター 60mm, Clamping_devices, Universal_vices_and_accessories

Z1350003	モノ高さアダプター 74mm, Clamping_devices, Universal_vices_and_accessories
95003172	ピッコロ54/モノ61 延長クランピングアーム, Clamping_devices, Universal_vices_and_accessories
Z1304591	フィクシングスクリュー M6x25, Clamping_devices, Universal_vices_and_accessories
95003169	フィクシングスクリュー ピッコロ M8x25, Clamping_devices, Universal_vices_and_accessories
95003170	フィクシングスクリュー ピッコロ M10x25, Clamping_devices, Universal_vices_and_accessories
95003168	フィクシングスクリュー モノ M10x32, Clamping_devices, Universal_vices_and_accessories
91001157	Tスロットナット ステンレス M6x8, Clamping_devices, Universal_vices_and_accessories
91001161	Tスロットナット ステンレス M8x10, Clamping_devices, Universal_vices_and_accessories
91001159	Tスロットナット ステンレス M8x12, Clamping_devices, Universal_vices_and_accessories
91001158	Tスロットナット ステンレス M10x12, Clamping_devices, Universal_vices_and_accessories