



BELT GRINDER

## QGRIND 100

**The Qgrind 100 is a stable wet double-belt grinder for deburring and pre-grinding of samples or other materials.**

It is possible to use belts with 2 different grain sizes simultaneously. Waste material generated is drained-off by water supply.



## FEATURES




### EASY BELT EXCHANGE

Both shroud covers are made of stainless steel and are simply opened backwards. This allows free access to the individual belts. Rotate the front tension wheel to loosen the belt which can then be removed from the side. Similarly, by rotating the adjustment wheel, the new belt can be centred onto the middle of the working surface.



### WATER-COOLING

A water film is created over the whole width of the front end of the belt. Waste material generated is carried to the back with the water and both are drained-off into the machine. Drain-offs are separated, one to the left, one to the right



### DRIVE

A powerful motor drives both belts at the same time. The rubber coated drive wheels, which are fitted with a special tread, prevent the belt from slipping.

## PRODUCT ADVANTAGES

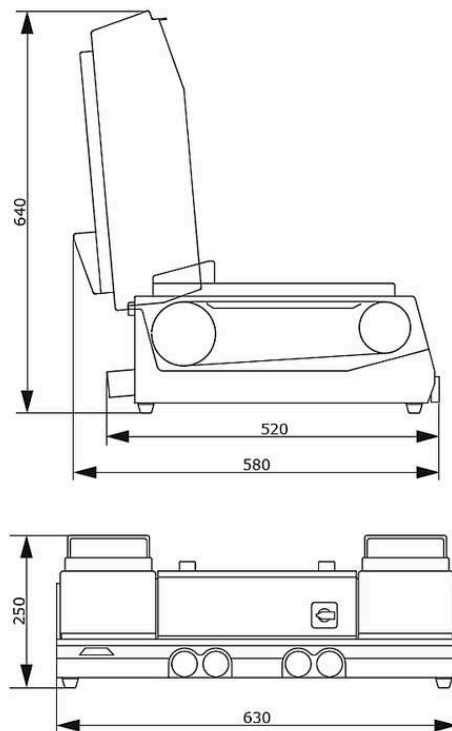
- | Two grinding belts
- | Water cooling
- | Manual belt centering
- | water regulating valve left/right
- | aluminium design, powder coated
- | stainless steel cover

## PERFECT GRINDING - CONSUMABLES BY QATM

Grinding is more reliable, safe and efficient when processed with the right ingredients: knowledge, care and the right choice of consumables and instruments.



## TECHNICAL DATA QGRIND 100




<b>Grinding belts</b>	endless grinding belts 100 x 920 / 100 x 915 mm
<b>Belt speed</b>	7 m/ sec
<b>Water connection</b>	1x fresh water connection R½" max. 6 bars
<b>Water outlet</b>	right and left, ø 40 mm
<b>Water valve</b>	right and left
<b>Connection power</b>	1.4 kVA
<b>Drive power (main drive)</b>	0.75 kW S6/60%
<b>W x H x D</b>	630 x 250 x 520 mm
<b>Weight</b>	~ 55 kg

[www.qatm.com/qgrind-100](http://www.qatm.com/qgrind-100)

## ORDER DATA

### BASIC EQUIPMENT




#### MACHINE (ALL ITEMS REQUIRED)

M6000010		Qgrind 100 (Jade 700) Base machine
----------	---	------------------------------------

#### POWER SUPPLY (1 ITEM REQUIRED)

A6000001	Qgrind 100 power supply 400 50Hz (3Ph/N/PE)
A6000002	Qgrind 100 power supply 480 60Hz (3Ph/PE)
A6000003	Qgrind 100 power supply 220 60Hz (3Ph/PE)

### OPTIONS (CAN BE ORDERED SEPARATELY)

Z5600008		Connection set
A5810261		Settling tank 45L for System Lab 2, mobile, with insertion mechanism for cabinet 800
A5810237		Settling tank 45L for System Lab 2, mobile, with insertion mechanism for cabinet 900
A5800496		Settling tank 45L for System Lab, mobile, without folding wheels